



THE DISPATCH

May 2021, Vol. 60,
Issue 5

INSIDE THIS ISSUE:

Meeting Minutes	2
Events and Places	3
May Parade Ground	5
Dispatches from Across the Pond by Robin Howard	22
Worthy Reads — Franco-Prussian War 1870/71 Book Review by Dave H.	23
The Franco-Prussian War in Figures—Notes by Dave H.	24
NEW from Rick Sanders! "Medieval Flat Figures by H. Mueller" Pre-Order Info	25
Kit Inspection — Roman Cavalry Officer, 180 BC by Dr. Mike Thomas	27
The Vietnam Veterans Memorial by K. Bukowski	28
Burgundian Serpentine and Servant By Michel Brasseur	29
NCMSS Swap Meet / Classifieds	31

MEETING NOTICE

Due to the Covid-19 outbreak the NCMSS is currently holding meetings online. Check your E-mail inbox for the next meeting date & time.



THE 60TH ANNUAL SHOW IS A GO!

National Capital Model Soldier Society

60th ANNUAL SHOW

NEW DATE! SAME GREAT PLACE

SPRINGFIELD HILTON
6550 Loisdale Rd, Springfield, VA

SEPTEMBER 25, 2021
Saturday 9:00 AM to 5:00 PM

HIGHLIGHTS INCLUDE

- Early Set-up Friday Sept 24, 1:00pm
- Gundam Build Tables!
- Trophies and Sponsored Awards
- FREE Professional Photography
- Hobby Club Exhibits!
- Raffles

For details visit our website @ **NCMSSclub.org**

IT'S OFFICIAL. The NCMSS will be hosting our LIVE IN-PERSON 60th ANNUAL WASHINGTON SHOW at the Springfield Hilton on September 24th & 25th!

Once again we'll be featuring an impressive awards table with lots of what Burt refers to as "Bling!" Nick Strocchia of [Macho Modelz](#) will once again be hosting Gundam build tables! We're in the process of reaching out to our fellow hobby and gaming clubs to participate. A photographer will be on site to capture images of your work free of charge.

This year we're featuring **EARLY SET-UP** for exhibitors and vendors on the 24th! If you're a vendor and want to purchase tables, contact one of our show team members and we'll make room for you. The Hilton will be giving special room rates for show attendees. Details are now available on our [website](#). We look forward to seeing you all at the show!

David Hoffman
NCMSS Adjutant
bpchasseur@comcast.net

FROM THE PAYMASTER

Our previous Paymaster Darla always kept our club on firm financial ground. I've done my best to follow her example. That being said, the disruptions caused by Covid have made financial planning for events slightly more complicated. To help prepare for any "unforeseen circumstances," I'll be re-evaluating our club books with an eye towards maximizing club income.

As most of you know, your dues help pay for club expenses such as state fees, insurance, advertising costs, website maintenance, sponsorships, and execution of our shows. This month I'll be updating our member roster and I'll be reconnecting with a few folks who we haven't heard from in a while. Also, I plan on increasing our inventory of NCMSS shirts which the club can sell at our upcoming show for a little extra income.

All things considered, we're on track to have one of our most successful years despite the Covid disruptions of the last one. I'm happy to say the NCMSS is as solvent as we've ever been thanks to the hard work of our show committee and the generosity of our sponsors, friends, and members. Thanks for making my job easier!

—Darci H.

The Happy Modeler Today is the Modeler at Play

National Capital Model Soldier Society

International Non-Profit Group of Artist Historians

Honoring History through Art since 1961


JOIN THE CLUB NOW

Sign up today on our website at **NCMSSclub.org**



May MOTM

“Mug-of-the-Month”



“Wild Bill” Hickok

*Happy Birthday to Wild Bill,
born May 27, 1837*



CLUB NEWS

MEETING MINUTES — May 26, 2021

Pre-meeting chat [19:24-19:38]

Jim Ritchie mentioned Competition Minis was going to be open the beginning of June! Great store that we've missed browsing through in person.

A few members wore their official NCMSS embroidered shirts. **Darci** said quantities are limited so don't wait!

Call to Order & Club Business [19:38-20:00]

Dave officially started the meeting. **Burt** could not attend because of a prior engagement.

1.) Dave said we had an initial meeting for the show committee and he thanked **Nick S.** for setting up the Kanban planning board to track tasks for the show. People have already reserved hotel rooms at the Hilton for \$99 per king room. **Darci** mentioned the hotel's restaurant was not yet open, but hopefully it will be at the time of the show. **Dave** says the big thing right now is getting all the vendors lined up and getting the show advertised.

2.) Bob H. had mentioned the possibility of combining a virtual show with the live show. **Dave** talked about logistics for that and how it's a great idea. **Dave** thought that with only four months to bring the show together we might not have enough time to successfully pull off having the show be a combined Live/Virtual event. We definitely want to have a virtual component for 2022.

3.) Dave said we will continue our virtual meetings along with our live meetings once they resume. Fairfax School District has been allowing school related groups to use the facilities after-hours. (Editor's note: After this meeting Fairfax made an announcement that the school

would be open to public use as of September 2021.)

4.) Dave mentioned that MFCA is going to be putting on a virtual show. **Nick S.** is providing technical assistance to the MFCA.

5.) Dave said one piece of good news is Long Island Club will be having their show in November. They went back to live meetings this month. **Dave** did a presentation at their last on-line meeting on our club's virtual show. Members of the Long Island Club were very supportive of our show and had helped with the judging. Thank you Long Island!

5.) IPMS is still planning on their Vegas national show. **MMSI** is advertising their live show to be held October 22 - 23.

6.) Regarding our September show, **Dave** said we will need volunteers to help with the admissions desk because of early setup on September 24th. Judging won't take place until Saturday. **Dave** floated the idea of giving judges iPads to help with their judging duties rather than relying on paper. **Robert H.** cautioned that we need to keep it simple. (Agreed Bob!) **Nick S.** said we might be able to come up with a phone app that he can test to help cut down on the amount of trees we're killing. (Sounds promising!)

7.) Jim P. commented on having a side trip to the National Museum of the U.S. Army for show attendees. Discussion



needs to take place regarding when a side trip would happen.

8.) Darci asked if people would be O.K. with bumping the show exhibitor fee up to \$15 from the 2019 rate of \$12. No one thought that was a bad idea. **Dave** noted we have the added expense of the medals we'll have to order this year.

9.) Dave asked if anyone wanted to bring up new/old business. **Jim P.** asked if we wanted any more Franklin Mint figures to give out as awards.

Parade Ground [20:00-21:01]

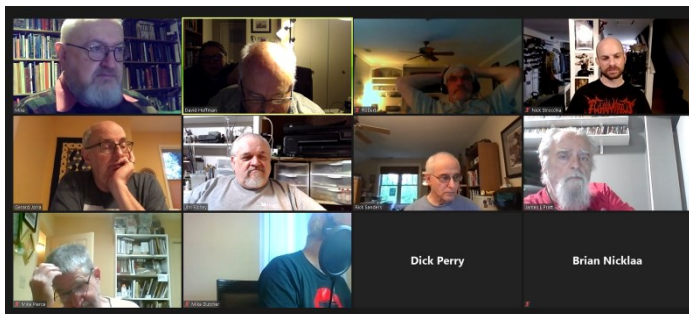
Dave shared the Parade Ground PowerPoint.

Conclusion [21:08]

Rick Sanders had an update on his new English edition of his book on flats. See page 26 of this issue of the *Dispatch* on how to order. **Dave** closed out the meeting after thanking everyone for attending.

Attendees

Mike Thomas, David Hoffman, Darci Hoffman, Rick Sanders, Jim Richey, Mike Dutcher, Brian Nicklas, Nick Strocchia, James Pratt, Robert Huettner, Dick Perry, Michael Pierce, Brian Ford





National Capital Model Soldier Society

Member benefits include:

- * Friendly monthly meetings where we share our knowledge of history, painting, and modeling techniques
- * Monthly guest speakers
- * Monthly *Dispatch* newsletter
- * The NCMSS Washington Show
- * Affordable dues

What are you waiting for?

Welcome to the club!



EVENTS AND PLACES



Battle Brief: How George Washington Started the French and Indian War National Museum of the United States Army July 13, 12:00pm-1:00pm (Virtual Event)

In the vast frontier woods of what was called "the Ohio Country," a young, inexperi-

enced Virginia provincial officer named George Washington set off a series of events in 1754 that would soon set off the wide-scale conflict called the French and Indian War in America, and the Seven Years' War in Europe. Based at a crude log fort called Fort Necessity in to-

day's western Pennsylvania, Colonel Washington led a small detachment of soldiers in search of suspected French spies in May. The ensuing skirmish that pitted the Virginians and their Indian allies against colonial French troops ended in bloodshed, further violence that summer, and eventually to an all out imperial war engulfing Great Britain, France, Spain, American colonists, and Native Americans. Join the National Museum of the United States Army's Elizabeth Maurer, Chief of Programs and Education, in a virtual, one hour presentation exploring George Washington's first command, his initiation into warfare, and decisions he took that sparked a world war.

[Register for Battle Brief: How George Washington Started the French and Indian War.](#)




Online Only Auction— Lifetime Collection of Miniatures

Hassinger & Courtney Auctioneers — Live Auction
July 14, 2021, 1:00p.m. EST

Up for auction is Russell Salberg's lifetime collection of military miniatures Russ has



been painting, sculpting, casting, photographing and collecting these miniature works of art for 48 years. Since his retirement from the Air



Force in 1992, he has been selling full time as "Carthage Miniatures".

Through the years, it has been Russell's pleasure and good fortune to get to know many of the talented artists and sculptors of this art form, not only in the USA but also in England, Germany, Italy and Spain! During numerous trade shows, Russ has met and

befriended hundreds of collectors and dealers. Much of Russell's adult life has been dedicated to the military miniatures hobby. In the end, however, he states that we are merely caretakers of these beautiful pieces of art. So he now offers these figures to new caretakers who will appreciate and enjoy them as he has.

EVENTS AND PLACES (Continued...)



MG (1/100) Sazabi

MG (1/100) Sazabi, snapped! ANOTHER gift, this time from the very generous @ver.ac who, unsolicited, traded me this for my 3D printer last year. He also threw in all the PE parts and upgrades too! About this kit, it's an absolute beast and I have the utmost respect for anyone who brings this to a competition table. No kidding, it took me at least 15 hours just to snap this together over the course of two weeks. It's absolutely beautiful in person and is very satisfying to see slowly come together. Much like the rest of my recent

Instagram

205 posts 1,732 followers
Product/Service
Custom models and figures,
Washington DC
Member of @teamheliosmodels



snap posts, it's going to be a while before I get around to painting this. As I'm thinking ahead it's going to be tough to game out a build that hasn't been done before but I'm up for the challenge!

Join the **Macho Modelz** community: [Patreon](#), [Instagram](#), [Facebook](#), & [Youtube](#)



Sponsored by:



Listening to
Paint Dry with
Mike & Dan
Podcast



[Episode 26: Canadian Painting Love with Alex Good of Stiff Neck Studios](#)




"This week we head north to continue our international art party with Alex Good of Stiff Neck Studios who is located in Canada. Thank you so much to Alex for sharing his painting journey and wonderful advice on improving skills. You can check out Stiff Neck Studios on [Facebook](#) and [Instagram](#)." —MD

Follow us on:



Drop us an email at:
listeningtopaintdry@gmail.com
We would love to hear from you.

"If you're going to fail, fail fantastically on your way to become a Better, Braver, Happier Painter." —Mike D.



HOBBY CALENDAR 2021

- JUL** • Jul 31 — [MosquitoCon 29](#) New Jersey IPMS, Wayne, NJ **New date**
- AUG** • Aug 18-21 — [2021 IPMS NATIONAL CONVENTION](#), Las Vegas, NV
- SEP** • Sep 2-5 — [ReaperCon 2021](#), Denton Texas
• Sep 11 — [PENNCON 2021](#), Central PA IPMS, Gettysburg, PA
• Sep 18 — [MFCA Virtual Show 2021](#), Miniature Figure Collectors of America
• Sep 25 — [NCMSS 60th Annual Washington Show](#), Springfield, VA
- OCT** • Oct 1-2 — [ARMORCON 2021](#), Northeast Military Modelers Assoc., Danbury, CT
• Oct 22-23 — [MMSI Chicago Show](#), Military Miniature Society of Illinois, Chicago, IL
- NOV** • Nov 19-20 — [Long Island Miniature Model Show](#), Freeport, NY
- DEC** • TBD — [NCMSS Christmas Party LIVE!](#)

If you know of any upcoming events that you would like people to know about, please contact Adjutant David Hoffman at bpchasseur@comcast.net and we'll add the date to our calendar.

★★★★ PARADE GROUND ★★★★★

VIRTUAL STAY-AT-HOME EDITION



May 2021 Parade Ground Participants

*Mike Dutcher, Rick Sanders,
Peter Espada, Robert Huettner,
Michael Pierce, Brian Nicklas,
Nick Strocchia, Mike Thomas,
David Hoffman*

May "Mug-of-the-Month"

WINNER



James Butler "Wild Bill" Hickok

(May 27, 1837 – August 2, 1876)

A folk hero of the Old West known for his life on the frontier as a soldier, scout, lawman, gambler, showman, and actor, and for his involvement in many famous gunfights. He earned a great deal of notoriety in his own time, much of it bolstered by the many outlandish and often fabricated tales he told about himself. Some contemporaneous reports of his exploits are known to be fictitious, but they remain the basis of much of his fame and reputation.—Wikipedia



Wild Bill Hickok Bust

Manufacturer: Jaguar Models
Product code: JAG-12002
Scale: 1/12th
Material: resin
Price: Out of production — available in resale market



Wild Bill Hickok

Manufacturer: Andrea Miniatures
Product code: S4-F35
Scale: 54mm 1/32
Material: White Metal (6 pieces)
Price: 23,00€ (~ \$27.29)



RoninMiniatures



Wild Bill Hickok

Manufacturer: Ronin Miniatures
Product Code: (none)
Scale: 54mm 1/32
Material: White Metal
Price: \$13.41



James Butler - Wild Bill - Hickok Rock Creek Nebraska 1861

Manufacturer: Masterclass
Product code: SKU: EFDV5469
Scale: 54mm
Material: White Metal & Resin
Price: 29.95€ (~ \$35.54) at Wendy's Miniatures

☆☆☆ PARADE GROUND ☆☆☆

PETER ESPADA



Peter finished a Nike Hercules surface-to-air missile system of the 1950's and 1960's from the recently-issued Atlantis (ex-Revell) kit. This two-stage missile was principally designed to bring down Soviet bomber fleets by exploding up to a 40 kiloton nuclear warhead in their midst.

Peter says the kit itself is very nice in spite of the molds being around 64 years old. It required a lot of fine fitting to get the parts to "settle" together, but it was better than most kits of this age. "And I got the elevation mechanism to work, too! Not many kids can brag about that."

The puzzle for Peter was, what was the three-man crew supposed to be doing, exactly? One soldier holding a phone receiver, the other two waiting for bad news, perhaps? In addition, he could not find a single picture of a Nike Hercules with the emblems and lighting bolt painted on the booster stage, so he left them off. This paint scheme looks more like the ones he saw in pictures he found online. "A fun build."



☆☆☆ PARADE GROUND ☆☆☆

PETER ESPADA (CONTINUED)




★★★★ PARADE GROUND ★★★★★

MICHAEL DUTCHER

Lord of Gluttony, Games Workshop. This is one of the commission pieces that Mike has been working on. These pieces are between 28mm and 32mm in scale. He said he learned a lot about himself as a painter and modeler and that he is not a vehicle painter. He said he wasn't real happy with representing the marble, but a great exercise. Painted in acrylics, he gave an overcoat of Vallejo satin to keep marble and metallics shiny.

Meeting attendees were impressed that Mike was able to complete this complicated kit in about a month's time.



★★★★ PARADE GROUND ★★★★★

MICHAEL DUTCHER
(CONTINUED)**Sigvald The Magnificent, Games Workshop**

(left) Another commission that Mike said was a lot of fun to paint. Painted in acrylics and a good practice with metallics. He said he spent about 30 hours on it with about 20 hours spent on the face. Mike said that he's supposed to be magnificent so he wanted to make him as pretty as possible.

King of the Jungle (below) Reaper Miniatures

Bones Black series. Mike said one of his kid's favorite books was "Elmer the Patchwork Elephant," so he's going to paint this one as Elmer the Patchwork Elephant all grown up. Mike said he hopes to take this to [ReaperCon](#) in September. Painted in acrylics.



Magnus the Red, Games Workshop. (left) Another commission piece, done in acrylics.

★★★★ PARADE GROUND ★★★★★

MICHAEL DUTCHER (CONTINUED)

Launcelot (below) Masters Edition—Demented Games. It's a WIP. Mike says he's experimenting with the non-metallic metal painting technique. He's made progress, but using this technique has been a lot of work since he's painting copper, brass, and silver.



Skadi Wavesplitter, Reaper Miniatures. This will be a beach scene diorama. Mike plans on having UV resin water spilling from the cut champagne glass. The trees are 3-D printed off of Etsy and he wasn't sure where he got the barrels from. The surface of the figure was really rough and pitted, so he used Mr. Hobby's Mr. Surfacer 1200 to prime. Mike said he was impressed with the product. He'll be painting it in acrylics.



Mortarion, Games Workshop
commission, in acrylics.



Be'Lakor, Games workshop
Another commission that is a WIP.

☆☆☆ PARADE GROUND ☆☆☆

RICK SANDERS



28mm Heinrichsen "group" figure: **1386 Battle of Sempach**, where according to legend, the Swiss soldier Winkelried sacrificed himself by gathering the lance heads to his chest, thus causing a breach in the Austrian line. This allowed the Swiss to penetrate the enemy's formation and to defeat the Austrians. This figure was designed and engraved in 1891 - so 130 years ago! (Front and rear painted, as Rick does consistently.)



Heinrichsen 28mm "group figure": **1444 Battle of St. Jakob an der Birs** (Switzerland), with Swiss against the Austrians. Left to right the flags are cantons of Bern, Lucerne, Glarus and Uri. The figure was designed and the mold engraved in 1895-96.

★★★★ PARADE GROUND ★★★★★

MICHAEL PIERCE

On the right is a Rubin Squadron Napoleonic Lancer, around 58 mm that has been modified with Historex parts and putty for a new plume, new arms, a new face (Mike's first time sculpting a face). The braiding and piping is also sculpted.

The second figure is of unknown origin. Mike modified it to be from Butler's Rangers, a Loyalist Group in the American Revolutionary War. The head is Historex, the hands and canteen are from Airfix, and the Brown Bess musket is from Michael Roberts. The figure is holding a Tamiya rabbit. Mike said he also sculpted the arms.



★★★★ PARADE GROUND ★★★★★

BRIAN NICKLAS

On the right is a 1/8 Aurora “USAF Pilot” aka “Steve Canyon” that he rebuilt from a model originally built circa 1958 (NOT by Brian) and loaned from a friend. He took it apart into major subassemblies, stripped the paint, reassembled, primed then painted with enamels, oils and acrylics. For the visor Brian used a Chrome Marker Pen, then added some Tamiya Transparent Green.

Below is a 1/8 Moebius “Piscine Amphibious Humanoid” aka “The Creature from the Black Lagoon” painted with a mix of enamels and acrylics. The original Aurora kit had raised arms holding a woman, this re-issue had resin arms. Brian studied various reptiles to get the final painting done realistically. He used Future Floorwax to get a wet effect with the beach sand.

Finally, a 1/8 Moebius “The Grim Reaper” a Work in Progress which Brian will modify to match the death dealer in Monty Python’s *The Meaning of Life*, with appropriate gravestones added.



★★★★ PARADE GROUND ★★★★★

NICK STROCCHIA



This is the second Gundam for Nick's Nam Gundam diorama. He obtained some appropriate 144 scale Willy's jeeps for storage in his backpack and tried out MIG weathering enamels, which he enjoyed using.



★★★★ PARADE GROUND ★★★★★

NICK STROCCHIA (CONTINUED)

Nick did this project for a friend who used to work at a Starbucks and told him it was one of his favorite jobs. These kits are mixed media with plastic and wood, and are either HO or N Scale. A very fun project that only took him about 10-12 hours. He may do a 7-11 next!



★★★★ PARADE GROUND ★★★★★

MIKE THOMAS

Miles, Legio XI on the march, 1st century AD, 1/9th (250mm). From Medieval Forge Miniatures (via El Greco Miniatures)

Mike did a great review of this kit in our January Dispatch. He mentioned there are not too many kits depicting Legionaries in marching order with equipment. This is a huge figure and wouldn't fit in his case. He suggested that it might have been better to leave off a lot of the bottom half.



★★★★ PARADE GROUND ★★★★★

MIKE THOMAS (CONTINUED)



A young Miniatures Bust in 1/10 scale labeled as a Signifer, which is not what he is carrying. Mike did a nice review of this bust in the May issue and speculates he could be an Imago carrying an image of a deity.



★★★★ PARADE GROUND ★★★★★

MIKE THOMAS (CONTINUED)

A classic David Grieve 70mm figure of a Guards Heavy Camel Regiment (Gordon Relief Expedition, 1882, Sudan War). This figure is quite old (as figures go), possibly as much as a 30-year veteran. Owned by a friend, he painted it for him in exchange for a bottle of Whiskey, Welsh of course.



★★★★ PARADE GROUND ★★★★★

DAVID HOFFMAN

Young Miniatures Roman cavalryman, 3rd Century CE. 1/10 Scale and Nuts Planet Hannibal Barca, Second Punic War. David did these in tandem as having similar aspects such as animal pelts and Bronze armor, where he used Vallejo Liquid Gold, an alcohol based paint that will actually rust if thinned with anything besides Isopropyl alcohol. The rest is painted with oils.



★★★★ PARADE GROUND ★★★★★

DAVID HOFFMAN (CONTINUED)

Genghis Khan, Pegaso 200mm. David used a Vallejo Basecoat, Gunze Sangyo Mr. Metal for the lamellar armor, and Vallejo Brass/Gold for the yellow metal, Jo Sonja's Acrylics for embroidery, the rest painted in oils. He studied photos of golden eagles very closely before painting.



★★★★ PARADE GROUND ★★★★★

ROBERT HUETTNER



To the left is a completed **Sir William Wallace** by FeR. Bob said this kit came with two head options (neither were Mel Gibson!). He said the “Lion Rampant” on his chest and shield were quite a challenge, but everyone agreed they came out very well. Great work on the armor and Bob mentioned he used various shades of aluminum paint, buffed with graphite and weathered with oil washes.

Max Wünsche is in progress from a Dog Tag Models special edition kit of only 50 made. Some fit issues for the commander and Bob is experimenting with the hairspray technique for the Tiger 1 Commander's Cupola.



DISPATCHES FROM ACROSS THE POND

Courtesy of Robin J. Howard



Places to Visit

MUSEUMS
WORCESTERSHIRE
Art • Heritage • Events

Welcome to The Commandery

Encounter the past brought to life in a beautiful building with an 800 year history. Set in the heart of historic Worcester, The Commandery is most famous for being the Royalist Headquarters during the deciding battle of the English Civil War – the Battle of Worcester 1651.



Located in Sidbury, Worcester WR1 2HU

Click [HERE](#) to visit their website for more information.

Available to watch on...



[Inside the Spitfire Factory](#) (Episode 1 of 6, Channel 4, 2020)

A dedicated team restore Britain's most famous plane - the 1943 Mark IX Spitfire. Also available, [Episode 2](#), [Episode 3](#), [Episode 4](#), [Episode 5](#), and [Episode 6](#).

THE TIMES Turner masterpiece to whip up a storm

June 4, 2021, by Will Pavia

A seascape that raised the renown of JMW Turner as a great maritime artist goes on public display in New York today for the first time in more than 75 years.

Purfleet and the Essex Shore as seen from Long Reach pitches the viewer into the mouth of the Thames during the Napoleonic Wars. It was one of a series of paintings that caused a sensation when first shown at Turner's own gallery in Harley Street between 1807 and 1809.

"There were originally nine of these Thames estuary seascapes," Julian Gascoigne, a director in the old masters department at Sotheby's, said. "One was destroyed in the Second World War."

Six are hanging in national galleries and museums. "Only two are left in private hands and this is one," he added.

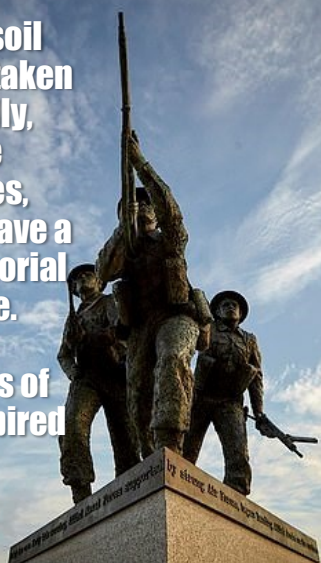
The work was bought by the Earl of Essex in 1808 and acquired by a collector in Philadelphia at the end of that century, then by another in New Jersey. It last appeared in public at Christie's in London in June 1945, when it was sold to its present owner. Gascoigne said that a European family had kept it in their home. Sotheby's expects it to sell for up to £6 million in London on July 7. Gascoigne said "that was a relatively conservative estimate" because

so few Turners came on the market. Turner ensured some of this scarcity himself, buying back many of his works and keeping others in his studio, intending to bequeath the lot to the nation.



"Purfleet and the Essex Shore as seen from Long Reach" by JMW Turner shows a tempest in the Thames estuary during the Napoleonic Wars

**Honoured on the soil
they freed: It has taken
77 years - but finally,
soaring above the
Normandy beaches,
British warriors have a
magnificent memorial
in northern France.
ROBERT HARDMAN
salutes the stories of
sacrifice that inspired
the campaign**



Click [HERE](#) to read the full story on [DailyMail.com](#)

Daily Mail



Painted by
Peter De Hann
from Nederland

Jeffshiu's
miniatures
120mm

Preserving the Past for the Future



"The Artist Preservation Group is a gathering of like-minded historical artists whose mission is to...aid in the preservation and restoration of threatened historical sites and/or artifacts."

For more information visit

ARTIST PRESERVATION GROUP

WORTHY READS

From the Hoffman Family Library

Franco-Prussian War 1870/71

Uniforms and Equipment of the German and French Armies

by Markus Stein & Gerhard Bauer (volume 1) Louis Delprier, Laurent Mirouze & Christophe Pommier (volume 2)
800 pp, Verlag Militaria, 2020

About the Book (from the publisher)


The German Armies (Volume 1): "...The war of 1870/71 began disappearing from public consciousness in Germany even before 1945. What remain today are at best vague ideas of colourful, harmless battles and the name Otto von Bismarck. Forgotten, however, are not only the real suffering by the soldiers of both sides and the civilian population, but also knowledge about the appearance of the two opposing armies. In the Franco-Prussian War, German armies for the last time fought in different uniforms and, contrary to popular opinion, did not form a 'universal' army of spiked helmets. As the German armies continued wearing their uniforms after the

war ended, more trophies from this war made their way into museums than contemporary German uniforms and pieces of equipment. In this volume, therefore, it is not just the original pieces held in public and private collections that are illustrated and described. They are combined with historical photographs, paintings and images to create for the first time a comprehensive compendium concerning the organisation and uniforms of the German field armies of the war of 1870-71. It is complemented by a book about the French armies of the Empire and the Republic."

"More than just highly recommended."

The French Armies (Volume 2): "Although it is less obvious than in Germany, since the two World Wars the conflict of 1870 has largely been forgotten in France. However, few events have been more decisive in the history of this country..."

...With the help of collec-



tions that, despite the richness of [France's] national heritage, have often been difficult to present, this book aims to revive the incredible diversity of the French armies of 1870. This diversity is illustrated in the ranks of the imperial army defeated during that summer, with the Imperial Guard, its elite regiments and the units of the African army. It is also visible in the regiments de Marche (provisional), Mobiles, National Guards and Francs-Tireurs, that is to say the armies of the National Defence, which continued the war during the republican phase of the conflict. Ultimately, the uniforms, equipment, paintings and

Marshals, Generals, Headquarters, the Emperor's Military House



75

The Kingdom of Bavaria - Bavarian Infantry



Field Tunic of a Rifleman of the 12th Infantry Regiment 'Queen Anne of Greece' - The tunic can be matched to this regiment because of its orange collar and cuffs plus its tin buttons. All regiments had scarlet red shoulder cross and piping, however, and these can be seen clearly because of the contrasting colours. The marksmanship lanyard corresponds to the regulation of 17/7/1865, which replaced the previous longer lanyard. On the lanyard were two green woolen tassels, with a whistle attached to the end.

330

WORTHY READS (CONTINUED)

photographs presented in this work make it possible to examine more closely the soldier's daily life, the prevalent military values, the ideas of the time, and undoubtedly also a part of France's national identity."

Critical Review

With a set of reference books such as this, the absence of book reviews online is not surprising. Aside from the publisher's description of the set, I was able to find one PlanetFigure forum thread discussing the books. The original poster described the books as, "More than just highly recommended." Several people commented that the set looked to be beautifully done and that they wanted it for their birthday. A few com-

mented on the price and the weight of the books.

I purchased the set directly from Berliner Zinnfiguren for 121,40€ (~\$146.94) which, considering the amazing quality of the books, did not seem overly expensive. However, the postage was a bit of an unplanned expense at 83,99€ (~\$101.66) I quickly forgot the total price when I began flipping through 12 pounds(!) worth of the pages. (Yes, it's that heavy.)

First Impressions

The uniforms of both the French and Prussians are presented in beautiful detail with museum quality closeups, along with some nice photos of arms and equipment. Each volume has a concise history of the war,

one from the German point of view and one from the French, appropriately. It is also interspersed with some great artwork from Detaille, de Neuville, etc.

If you're the least bit interested in Franco-Prussian War uniforms, this book is a treasure and one of the best I have seen depicting any era, including the Napoleonic.

— David H.



HUZZAH HOBBIES
LOUDOUN COUNTY'S TABLETOP GAMING HEADQUARTERS

The Franco-Prussian War in Figures

For the modeler interested in the Franco-Prussian War (July 1870 to January 1871), there are many kits out there to choose from. It was a very colorful period with distinguishing uniforms for many different types of formations, ranging from colorful French Zouaves to Uhlans to armored Cuirassiers. The uniforms of the American Civil War were patterned after the European models, which were more elaborate and colorful before the advent of drab colors in the 20th century. Many European regiments, especially among the cavalry, entered the First World War wearing uniforms identical to what they wore almost fifty years before.

In the U.S. the Franco-Prussian War is not nearly as popular for modelers as our American Civil War. Luckily, there are many kits available that are great subjects to paint. Poste Militaire's 70 and 75mm Franco-Prussian War series produced some exceptionally fine figures, which were at the time some of the best figures available. I would go so far as to say they were the pinnacle of the figure maker's craft. Many of these can still be obtained at shows from reseller's or found online from sites such as eBay.

The older Poste Militaire metal castings are very desirable. However, if you can't find an original, FeR has re-released some of these in resin under their "Elite Classics" line. Sculpted by Stefano Cannone, the series' only mounted figure (shown here) depicts an officer halting the tragic and unnecessary advance of the 8th and 9th Cuiras-

POSTE MILITAIRE

75mm French Cuirassier modeled after Edouard Detaille's 1874 painting *Charge of the 9th Cuirassiers in Morsbronn-les-Bains*



MICHIGAN
TOY SOLDIER CO.

New Release!

The Lost Battalion
History in Miniatures

Franco-Prussian War Figures *(continued)*

siers through the town of Morsbronn during the same battle. The pose was inspired by a painting of the action by Detaille, where the officer in the foreground tries to turn his regiment around behind him but they are already being mowed down by entrenched Prussian troops in the town. Other figures in the series by Cannone, such as the [Lieutenant 1st Zouave Regt](#) at Froeschwiller (bottom row left), are classics based on other Detaille artwork. I have painted some of these and did an article for the *Dispatch* not long ago. More than a few kits still await my brush in the ranks of my Grey Army.

Along with [FeR](#), other companies have some fine offerings from the Franco-Prussian War as well, such as the [Model Cellar](#), [H&V Miniatures](#), [Andrea](#), and many others.

— David H.



"Charge of the 9th Cuirassiers in Morsbronn-les-Bain" by Edouard Detaille, 1874



French Infantryman 1870 by Andrea



Franco-Prussian Drummer, Voltiguers by the Model Cellar



French Officer 1870, Franco-Prussian War by the Model Cellar



French Voltigeur - Franco-Prussian War by the Model Cellar



Prussian Foot Guard Hauptman, 1870



French Caporal, 77th Line Infantry



French Line Infantry Lieutenant, 1870



Lieutenant, 1st Zouave Regt



Lieutenant Chasseurs d'Afrique 1870



French Trumpeter Dragoon of the Guard, 1870



Franco-Prussian War series 3-pack

Now in English and Hardcover! "The Medieval Flat Figures of Hans Müller, Erfurt"

by Richard L. Sanders, et al.

This updated, expanded and hardcover book, now in English, on Hans Mueller's medieval and Saracen/Ottoman flat figures is expected to be published in July 2021. People who pre-order it can have it mailed once printed or can pick it up at the Saturday 4 September 2021 Zinnfigurentag in Schmalkalden, if the event is held. Due to the high printing and mailing costs, the quantity of books published will be limited and scaled to the number of pre-orders.

Unfortunately the publisher cannot offer a discount for pre-ordering. The limited numbers being printed, maximum of 50 copies, and the hardcover binding necessitate a higher price than for the softcover earlier German edition. Furthermore, anticipated increases in postage rates in June from Germany to the USA and Canada increase the cost for shipping to those countries.



Knight painted by Walter Fischer (†)



"Saladin" painted by Henry Schmidt

THE MEDIEVAL FLAT FIGURES OF
HANS MÜLLER, ERFURT



An International Collaboration

Richard L. Sanders, ed.

The book will be approximately 180 pages, DIN A4 (8¼ x 11¾ in.), hardcover format, and contain over 600 illustrations including colour photos of all of Hans Mueller's medieval, Saracen and Ottoman figures that have been painted by 38 collectors from Germany, other European countries and the U.S. It also contains all of the additional, attachable flags for the 1410 Battle of Tannenberg/Grünwald that Mueller produced. All 460-plus figures are presented in their original 30mm scale or larger, many depicting both sides. Additionally, the photo montages depicting all of the unpainted figures and the tables describing them, which appeared in the Nov 2019-Jun 2020 articles in the Die Zinnfigur magazine and in the German book have been updated and are now in English and contain other additional information. Many new photos of figures and images of the drawings that inspired them have been added.

The publication also has chapters written by Gernot Schlager, Henry Schmidt und Hans Schwahn – experts on the development of medieval armour and the Mueller figures. This book is a valuable reference work for every collector and provides a unique view of some of the most beautiful flats ever produced, and then painted by impressive artists.

Ordering in English, contact:

Rick Sanders
31 Silver Darter Lane
Candler, NC 28715 USA

Email: ricksanderszf@gmail.com

Price: Germany: €55,- including domestic mailing
Other countries: €60,- \$73.00 US including international mailing


When ordering, please include the mailing address (street, town, country) and if available your email address. Payment will be due in advance. An invoice with payment options (check in U.S., bank transfer within Europe, or PayPal) will be sent via e-mail and a receipt will be included with the publication in the packaging.



Crusaders and Saracens painted by Gianpaolo Bistulfi



Soldier painted by Stefan Wenzel



COMPETITION Minis


Everything you need to create
Award Winning Miniatures

Phone: (410) 561-6324

**MICROWORLD
GAMES, LLC**



Your only option for
everything hobby



KIT INSPECTION

by Dr. Mike Thomas



Roman Cavalry Officer, 180 BC

Manufacturer: [Young Miniatures](#)
 Order code: YH1829
 Scale/Size: 1/10th
 Material: resin
 Designer: Ebrown Song

Another resin kit of a Roman subject from this manufacturer. This one is formed from 10 component parts. As is always the case with these large resin castings, there is an appreciable amount of casting lugs to have to remove. However, the only one that might give one a problem is at the rear of the helmet. Here the piece is quite thin, and some care will be required not to damage the casting. The component parts include the head, the rear of the helmet, both cheek guards the (ridiculously small) tie laces, the helmet crest, the body, the dagger (pugio) and two parts that took me a while to work out what they were and how they fitted in. These are on the figure's left side and form part of the cloak and some of the leather straps (pteryges) of the subarmilis – the leather undergarment. There is also a pedestal base for the figure, which I have not included in this list as its use can be considered to be optional.

There really are no problems with this kit. I, personally, prefer to paint the entire face

before adding the cheek guards, even though a good deal will be covered by them. It is also the case for the ceremonial dagger that it is easier to add after the body has been painted.

Personally, I think that this bust is wrongly captioned. It is not like any of the helmets that I know of. Those reckoned to be “Cavalry” helmets are very different to this “Attic” type. In fact, I know of only one helmet that might be an ‘Attic’ helmet that is intact – and this one may well be a forgery. Certainly, no such helmets are recorded in H. Russell-Robin’s seminal work on Roman armour (which is mainly about helmets). There are numbers of examples of the frontage/brow guard of these helmets but in all cases the skull part (the largest part) is missing. To me, this looks more like what might be described

“It is not like any of the helmets that I know of.”

as a “senior officer’s helmet”, someone like a legatus legionis (the legion commander) or one of the tribunes (of which there were six in each legion). All these people were from the upper levels of Roman society and could well afford something like this. I have described mine as being the laticlavus (senior tribune) of the XV Apollinaris legion. We do know the names of around a dozen of the senior officers of this legion, so my chap is Arrius Proculus, who we know served in this legion between AD 137-140.

So, another excellent bust from Young Miniatures. Recommended. —MT



THE VIETNAM VETERAN'S MEMORIAL

By Kevin Bukowski


(from [Buk's Historical Ad Hockery](#), May 17, 2021)

A special thanks to **Bob Huettnr** for suggesting we feature his friend Kevin Bukowski, who has graciously allowed us to reprint his writings.

Please note: The following text is reprinted here in full with no additions (unless noted) or corrections. Any questions or comments should be directed to Mr. Bukowski on his blog [Buk's Historical Ad Hockery](#).

Photos below added by The Dispatch and not included in the original article.

On 6 May 1981, the Commission of Fine Arts unanimously chose Maya Yang Lin's simple and elegant design for the Vietnam Veteran's Memorial in the Constitution Gardens in Washington D.C. Lin's post minimalist design was of two black walls of granite that descend into a gravelike depression and meet at an angle. It was chosen from over 1100 submissions in an open call to artists by the Department of the Interior. The walls would be engraved with the names of



Reflections by Lee Teeter

those who were killed in the line of duty during the war in chronological order, starting with Air Force T-Sgt. Richard B. Fitzgibbon Jr. who was murdered on 8 June 1956 by another airman as he was handing out candy to orphans in Saigon.

The choice, like the war, was controversial. Veteran's groups hated it and wanted something more akin to the Marine Corps War Memorial. Several compromises were proposed, but President Ronald Reagan called the Commission and told them to ignore the critics. One of the compromises, adding the "Three Servicemen" to the Memorial, was eventually approved but only when it was placed far enough away that it wouldn't disrupt the integrity of Lin's creation.

Names are still being added as remains of those listed as "missing in action" are found, or those who died as a direct result of injuries sustained in the war. The last six names were added in 2010.

—KB



Night view (above) and arial view of the Vietnam Veterans Memorial, Washington, D.C.



The Three Servicemen, statue by Frederick Hart, at the Vietnam Veterans Memorial in Washington, D.C.



Hobby Sense



THE MODEL CELLAR

We produce a range of figures, busts, and accessories with a special interest in The Great War, 1914-1918



NOVAG
Northern Virginia Gamers




Dedicated to supporting
Washington D.C. area gamers
since 1986.

www.novag.org/

BURGUNDIAN SERPENTINE AND SERVANT

By Michel Brasseur



Serpentine of Charles the Bold (French: Charles-le-Téméraire) graphic from Wikipedia. It was a light cannon (barrel without trunnions, and fitted with an arc-shaped point) mounted on a wooden wheeled carriage. It was the first field artillery in the 15th century. Medium caliber bullets, made of iron or lead, are introduced through the mouth and fired with black powder.



This is a 30mm flat edited by Kieler, Zinnfiguren No. 1163a and 1163b, engraved by Hans Lecke, and painted in oils. Some 180 pieces of this early cannon were used by Charles the Bold during the battle of Grandson against the Swiss Confederates in 1476, and eventually taken by the Swiss force after a rout of the Burgundian army.

Historical background

"The Burgundy Wars (1474-1477)" Source: Herodot.net translated courtesy of Michel Brasseur.

At the end of the Middle Ages, Charles the Bold (who succeeded in 1467 from his father Philip the Good) as the head of the Duchy of Burgundy, signed in 1469 with Duke Sigismund of Austria the Treaty of Saint-Omer. In this treaty Charles received as a pledge territories in the Black Forest

and Upper Alsace, in exchange for its military protection. The Duke of Habsburg at odds with Louis XI, King of France, also feared the expansionist views of the neighboring Swiss Confederation, but did not have a solid army. Burgundy also wanted to strengthen its power and link its territories, which were quite dispersed.

The Swiss Confederation comprised eight cantons: Uri, Schwyz, Unterwald, Lucerne,

Zurich, Zug, Glarus, Bern (26 cantons today). It was a bundle of alliances between small sovereign states, to which were added allied countries, subject countries, and common bailiwicks. But, the Confederation remained fragile and was looking for external partners. In Bern, there was a pro-Burgundian party led by Adrien de Bubenbergh, a personal friend of Duke Charles Le Bold, and a pro-French party, led by Nicolas de Diesbach, which eventually prevailed.

Bern saw its ambitions thwarted by the installation in Haute-Alsace of the Burgundian administration. Eager to push back this cumbersome neighbor, Bern arranged a compromise between the Confederation and the Duke of Austria by which the latter definitively renounced his possessions on the left bank of the Rhine, among others Aargau and Thurgau.

The King of France Louis XI then paid a large sum to the cantons for their armament in order to enable them to fight his arrogant Burgundian vassal.

The armies present

In the Burgundy army,

BURGUNDIAN SERPENTINE (CONTINUED)

recruitment was largely open to foreign mercenaries, especially Italians who were all called Lombards. They made up about half of the workforce. Its cavalry was of the first order and one can think that it would easily overcome the Swiss. The artillery, the most modern of the time, was a sort of mobile fortress on the battlefield. It included some 300 pieces, not counting the arquebuses and the culverins.

As for the Confederates, they owed their success to the use of the halberd, and the pike, six meters in length, which proved effective against cavalry charges. The Swiss peasant soldiers were all the more feared because they did not practice war like the feudal knights or the Italian condottiere. They did not care to take prisoners and killed their enemies at all costs, regardless of the ransom they might get.

The Battle of Héricourt

On October 25, 1474, four days after their alliance with Louis XI, the Confederates declared war on Charles the Bold. But the latter, meanwhile, had the bad idea to respond to a call for help from the Bishop of Cologne and he engaged in the interminable siege of the city of Neuss, near Düsseldorf. He could not therefore go out to meet the Confederates, this "people of herdsmen" as he described them with contempt.

Without waiting for it, 18,000 Confederates accompanied by Austrian and Alsatian contingents marched against Franche-Comté. They surprised the Burgundians at Héricourt on November 23, 1474, inflicting on them at least 4,000 deaths.

On the return of spring, in April 1475, the Bernese set out for the countryside in the Pays de Vaud, then dependent on the Duchy of Savoy. Their brutality and looting

exceeded the standards of the time, which is saying a lot!

The Battle of Grandson

Determined to regain control, Charles the Bold finally threw himself into war in the fall of 1475. He invaded Lorraine and occupied Nancy on November 30, 1475 with the aim of reuniting his Burgundian and Flemish possessions in one piece. Then, in January 1476, he turned against the Swiss. With a large crew, with several tens of thousands of men and his whole house, his silver crockery, the archives of his chancellery and his treasure, he crossed the Jura via the snow-covered Col de Jougne, arrived in Orbe and hit the road of Neuchâtel.

*"...400 men
massacred, despite
the promise to
spare their lives."*

The duke wanted to secure passage to Bern and Basel. On this axis, only one serious lock: Grandson, at the western end of Lake Neuchâtel. Charles stormed the city after an eight-day siege. On February 28, the defenders of the castle surrendered, throwing themselves upon the mercy of the conquerors. Charles, as the new master of the castle, had the garrison of not less than 400 men massacred, despite the promise to spare their lives.

The crime aroused the ire of the Confederates who, however, had little lesson in humanity to teach anyone! At the call of the Bernese, nearly 20,000 men gathered in Neuchâtel, headed for Grandson and, although outnumbered, attacked the fortified camp of the duke.

On March 2, 1476, the

battle began. Charles the Bold wanted to attract the attackers to the plain the better to crush them. To this end, he asked his vanguard to move. With incredible bad luck, his other army corps believed they were to retreat. It immediately became a stampede. The Burgundians abandon all their artillery and a fabulous booty on the spot.

The Battle of Morat

(Murten in German)

Charles the Bold refused to admit defeat. He reconstituted his army and headed for Morat, a former Savoyard possession occupied by Bern. He began the siege of the city on June 9 with 30,000 soldiers. But on June 22, the Confederates attacked the Burgundians. The clash between Swiss infantry and Burgundian cavalry was resolved in one hour and ended in five hours of terror during which the victorious Swiss massacred their prisoners in retaliation for the Grandson massacre.

The Battle of Nancy

Charles the Bold, therefore, turns away from the Swiss and in an emergency, sets out to reconquer the city of Nancy, taken over by the armies of the Duke of Lorraine, René II. In great numerical inferiority, Charles nevertheless engages in combat and dies in the fray on January 5, 1477. It is the end of Ducal Burgundy.

These wars of Burgundy (1474-1476) constituted a turning point in the history of Europe and that of Switzerland. They led to the fall of the Burgundian state and strengthened the French monarchy as well as the place of the Habsburgs in Europe. They also for some time made the Swiss Confederation a great European military power, whose pikemen were as feared as the English archers and the Turkish janissaries.

—MB



Birch Tree Enterprises

First Choice in Display Bases

John Jefferies

Phone: (516) 662-5281 E-mail: birchtreejohn@aol.com



Mike Fleckenstein
Photographer

Education, Architectural, Portraits,
Special Events, Landscapes

modrleek@yahoo.com

9523 Aldrie Lane
Fredericksburg, VA 22408

540-498-0162

www.mikephoto.com

www.facebook.com/MikeFleckensteinPhotography

Mike Fleckenstein

Photographer

mikephoto.com


Armand P.
Bayard
Model Maker



Armand P. Bayard
HELPING YOU SET THE SCENE SINCE 1982



United Empire Miniatures
& MICHAEL MINIATURES
Historical Figures for Modelers & Painters



THE
LITTLE
TIN
SOLDIER
Portraits of Flat Figures
23 Mercury Avenue
East Patchogue, N.Y. 11772
Tel: 631 286 8252
Cell: 631 825 4445
mmail@540@aol.com
www.theatlantictinsoildier.com
www.flatmodelsoildiers.com

"Where the World
is Truly Flat."



THE NCMSS DISPATCH SWAP MEET

Search, Buy, Sell, Trade

Welcome to the place where NCMSS Members and friends of the club can trade, sell, or obtain items of interest and need. Contact your Dispatch editor if you wish to submit a request at bpchasseur@comcast.net



THE MODEL CELLAR

Featured...

**US Civil War
Union Officer**

Sculpted by
Mike Blank
75mm



Poste Militaire & Grieve Kits

Longtime NCMSS member **Bob Backhaus** is selling many of his Poste Militaire and Grieve kits. A lot of fine classic kits from both lines can be had.

Contact Bob for a price list at: rebackhaus@comcast.net




NEEDED!



Ford & Ferrari Decal Transfers

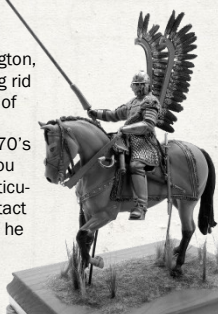
Does anyone have spare Ford and Ferrari decal transfers from old car kits lying around? I need them for a project I'm working on. Contact **Zach Becker** at zachariahbecker@gmail.com



**Bartons, Almonds, Series 77,
Poste Militaire, Ceremonial**
and many others

Brian Ford in Wilmington, N.C. has been getting rid of some of his stash of kits. He says he has plenty from the mid 70's to the late 90's. If you are looking for a particular kit[s], please contact Brian and he'll see if he has it.

Brian has Bartons, Almonds, Poste Militaire, Series 77, Ceremonial, and many others. Contact him at: aford1@ec.rr.com




HuzzahHobbies.com

Phone: (703) 466-0460

HUZZAH HOBBIES
LOUDOUN COUNTY'S TABLETOP GAMING HEADQUARTERS

Your
First
Choice

for
Display
Bases



BIRCH TREE ENTERPRISES

John Jefferies

Phone: (516) 662-5281 E-mail: birchtreejohn@aol.com

THE FRANKLIN MINT

54mm FIGURES for SALE

Only **\$4.00** each, plus postage

Contact rbarrettjr@aol.com
or call Bob at (804) 520-6816

- ✱ 1918 Army Air Service Lieutenant
- ✱ 1944 Navy Seaman
- ✱ 1944 Army Pvt
- ✱ 1891 Army Pvt
- ✱ 1918 Army Air Service Captain
- ✱ 1898 Army Pvt
- ✱ 1813 Army Pvt
- ✱ 1952 Marine Pvt
- ✱ 1969 Army Sgt- Special Forces
- ✱ 1830 Navy Seaman
- ✱ 1918 Army Sgt
- ✱ 1935 Army Sgt
- ✱ 1848 Army Pvt
- ✱ 1862 Confederate States Army Pvt
- ✱ 1898 Army Lt Colonel
- ✱ 1916 Army Pvt
- ✱ 1941 Army Major- Bataan
- ✱ 1942 Marine Pvt



COMPETITION Minis

Everything you need to create
Award Winning Miniatures



Order Online at

competitionminis.com

Phone: (410) 561-6324





THE NCMSS DISPATCH SWAP MEET

Search, Buy, Sell, Trade

Welcome to the place where NCMSS Members and friends of the club can trade, sell, or obtain items of interest and need. Contact your Dispatch editor if you wish to submit a request at bpchasseur@comcast.net




Black Heart Enterprises

GoblackHeart@comcast.net



CGS Military Figures

Available for sale by *James L. Pratt*



FRENCH IMPERIAL GUARD 1815
200mm—Resin/cast metal eagle and hand with staff. Sculpted by Carl Reid.
Retail price £45.00 (~\$61.00 US)



FRENCH NAPOLEONIC DRAGOON 1815
200mm—Resin. Sculpted by Carl Reid.
Retail price £43.00 (~\$59.00 US)



FRENCH NAPOLEONIC DRAGOON 1815
200mm—Resin and metal (right hand/sword rifle fittings)
Sculpted by Carl Reid. Retail price £45.00 (~\$61.00 US)

NCMSS

MEMBERS ONLY
DISCOUNT*

\$40.00

* non-members contact Jim for prices. Shipping and handling not included.



CHASSEUR A CHEVAL of the IMPERIAL GUARD 1810-1815 (copy)
120mm—Resin. Balcony section included.
Sculpted by Maurice Corry. Retail price £42.00 (~\$57.00 US)

Contact: **James L. Pratt**
PO Box 2764
Stafford, VA 22555 - 2764

Email: jameslpratt@aol.com

SHOW YOUR COLORS



Order your stylish NCMSS shirt today!

The club is happy to announce that we currently have our very own NCMSS embroidered shirts in stock! The shirts were embroidered at Sports Plus in Fredericksburg, VA. At present we have a selection of **White, Red, and Black** t-shirts (short and long sleeve) and polo shirts in assorted sized. Supplies are limited, so get yours soon! Other colors or special sizes can be ordered at no additional cost.

If you have any questions about shirt styles and/or materials, send us an E-mail at dkdickens-h@comcast.net

Description	Size		Color	Quantity	Unit Price	Amount
	Men's or Women's	S/M, L, XL, 2XL, 3XL				
T-Shirt, short sleeve					\$25.00	
T-Shirt, long sleeve					\$25.00	
Polo shirt					\$35.00	
Button down, short sleeve					\$45.00	
Button down, long sleeve					\$45.00	

NOTE: If you would like a different color than the examples shown above, check out the selections at SANMAR.COM and let us know!

TOTAL ENCLOSED

\$ _____

(Please print legibly)

NAME: _____

PHONE: _____

E-MAIL: _____

ADDRESS: _____



Make your check payable to **NCMSS** and send it to: **NCMSS % D. Hoffman**
17720 Mill Creek Dr
Derwood, MD 20855

Club website:
ncmssclub.org

Club Facebook:
[NCMSS](https://www.facebook.com/NCMSS)



Counterpane Gallery of Toys

B. Graver

www.counterpanegallery.com
countRpane@aol.com

Buy & Sell Old Toys, Trains & Toy Soldiers
P.O. Box 6323 / Store: 250 W. Broad St. Shop: 703-241-9642
Falls Church, VA 22046 V/Fax: 703-536-3064



Advertising Policy

The Dispatch does not accept paid advertising; but will accept, without obligation and on a "first come-first served" + space available contingency, business cards or ads for miniature, toy soldier, plastic model and similar shows submitted by **NCMSS** members of other clubs, associations, or businesses that the **NCMSS** has an association with.

Ads for shows must be submitted by the 15th of the month for a show scheduled for the following month. Business cards may be submitted for continuous running, subject to space availability. Members may also submit sale/want ads as desired. Ads or business cards in compliance with this policy and printed in *The Dispatch* do not represent an official endorsement by the **NCMSS**; nor does **NCMSS** endorse specific shows or vendors.

BACK PAGE

2021 NCMSS Officers

Commanding Officer Burt Thompson 907-957-0607
thompsonnu84@gmail.com

Executive Officer Joe Bles 301-490-6769
gyrinejoe@aol.com

Adjutant David Hoffman 240-912-6499
bpchasseur@comcast.net

Paymaster Darci Hoffman 240-912-6499
dkdickens-h@comcast.net

Show Chairman Burt Thompson 907-957-0607
Thompsonnu84@gmail.com

Vendor Chairman Grant Berry 301-829-6110
Granthberry@aol.com

Webmaster Mike Fleckenstein 540-498-0162
modlrflck@yahoo.com

Dispatch Editor David Hoffman 240-912-6499
bpchasseur@comcast.net



National Capital Model Soldier Society (NCMSS)

2021 Membership Application / **Renewal**

Please **PRINT** Information Legibly & Clearly

If **renewing** membership and there is **NO CHANGE** in information from the previous year, simply print your "**NAME**" on the **Name** line and print "**SAME**" on the **Address** line of this form.

Date: _____ New Member: _____ -or- Renewal: _____

Name _____

Address _____

City _____ State _____ Zip _____

Phone (H) _____ (C) _____ (W) _____

Email _____

NOTE: Newsletter will be provided **ONLY** in electronic digital format as an attachment via email

Figure Modeling Interests: (tell us what historical era -or- special genre you particularly enjoy modeling or collecting)

Annual dues of \$20 are payable to **NCMSS**. Send check or money order and this form to:
Darci Dickens-Hoffman (Paymaster), 17720 Mill Creek Dr. Derwood, MD 20855

NOTE: information on this form will be included in the **2021 NCMSS Membership Roster**

For internal paymaster's use only:

Payment rec'd by: _____ Date payment rec'd: _____ cash: ____ (or) check #: _____